

STIGA®



Garden Range 2011



STIGA®

Our task is to give you the best lawn in the neighbourhood. But also time to enjoy it!

Therefore, we continue to combine innovative technology with excellent engineering and modern Nordic design, with the aim to reduce the burden on people and the environment.



4 OUR RANGE

MOWERS

- 6 That's Multiclip
- Front mowers**
- 10 Park Pro
- 12 Park
- 14 Villa
- 18 Combi deck
- 20 Implements
- Lawn tractors**
- 26 Estate
- 28 Garden
- Lawn mowers**
- 32 Multiclip
- 34 Turbo
- 36 Combi

HAND HELDS

- 40 Brush cutters
- 41 Hedge trimmers
- 42 Chain saws

GARDEN CARE

- 44 Scarifier
- 44 Silex Garden Tractor

OUR RANGE

LAWN MOWERS

Best results with minimal effort is Stiga's motto. Therefore, all machines are equipped with Multiclip, some in combination with other cutting systems. Genuine articulated steering and front mounted deck together with 4WD, give excellent manoeuvrability. Low noise level and anti-vibration handle are typical professional properties of our mowers. Excellent performance, low fuel consumption and low emissions are standard on all our machines.



Park Pro page **10**

Strong and versatile all-year-round machine. With four wheel drive, power assisted steering, electric cutting height adjustment and a range of other professional properties.

Park page **12**

The garden's handyman. Masters everything from grass and leaves to sand, gravel and snow. Suitable for large areas. Genuine articulated steering and up to 110 cm cutting width with front mounted deck. Many implements, easy to change.

Villa page **14**

A smaller front mower model, for medium sized gardens. Cuts grass, sweeps the street, clears snow. Flexible and easy to operate. Outstanding cutting results. Excellent visibility. Up to 105 cm working width.

Estate page **26**

Efficient and effective lawn tractor for those who prioritise collection. Unbeatable when it comes to technology, capacity and cutting quality. For all-year-round use thanks to the sweeper and snow blade (option). Excellent on large areas. Choose between 4WD, hydrostatic and manual transmission.

HAND HELDS

See how easy it is to use! Start and note how efficiently the job gets done. Our hand held range spans from grass trimmers and brush cutters to hedge trimmers and chain saws. Easy to start – flexible to use – with minimal maintenance.



Brush cutters page **40**

Hedge trimmers page **41**

Chain saws page **42**



PERFECT RESULTS

FULL CONTROL

ENVIRONMENT

TOP PERFORMANCE



Garden page **28**

Smart and versatile lawn tractor for home use. Instead of having to walk and mow. Integrated collection, easy to empty. Unites Multiclip and rear discharge for best cutting results. Up to 72 cm cutting width.

Multiclip page **32**

The modern way of caring for your lawn. Cuts and fertilises in one go, quickly and efficiently, with Stiga's Multiclip cutting method. Extremely easy and versatile as collection is not necessary. Quieter than most. Always with adjustable and usually with anti-vibration handle.

Turbo page **34**

The professional's choice; for those who want to collect the clippings. Many cutting method options in the same machine. Robust design. Powerful, energy efficient engines. Light and versatile to use.

Combi page **36**

Combi mowers are versatile and let you choose between up to four cutting functions. Multiclip to recycle the clippings when collection is not necessary or you can collect and dispose of clippings. When the grass is longer choose the side discharge or rear discharge function.

GARDEN CARE

Let Stiga help with the hard work in your garden. A scarifier keeps the lawn in tip top condition. Silex is a versatile tool in any garden plot.



Scarifier page **44**

Silex Garden Tractor page **44**

The secret behind Stiga's excellent cutting result is called

MULTICLIP

The blades of grass are cut into small particles which are blown deep into the turf. There they quickly mulch down and are transformed into the most natural organic nutrients a lawn can get! The result is a green and attractive lawn.

Save time and money

You don't need to collect and transport or compost any grass clippings. And the job gets done faster.

Manage leaves as well

With Multiclip the same thing can be done in the Autumn when the leaves fall – magic them away with a few cuts.

Less watering

The finely cut clippings form a thin, moisture rich layer on the lawn. This supplies the grass roots with moisture and more time can pass between waterings.



Less fuel and emissions

Fuel consumption and emissions are reduced – good for the wallet and planet.

Noise damping

Thanks to the specially designed blades and the enclosed cover, the noise is directed towards the ground, which produces a lower and more comfortable noise level than normal collection machines.



Front mowers

The clever, professional way of cutting grass. With the front mounted deck, you can always see what you are doing. Fast and convenient in that you fertilise the lawn and avoid waste. With a range of implements for all seasons.



Advantage front mounted

GENUINE ARTICULATED STEERING

Characteristics of the Park models. The rear wheels follow in the tracks of the front wheels precisely. This means you can cut close to bushes and hedges, fences and facades without hitting the rear section. Significantly less work!

UNOBSTRUCTED VIEW

You sit high up, above the point where the machine articulates, with the deck in front of you. Comfortable with excellent visibility and good working view.

IMPLEMENTS FOR ALL-YEAR-ROUND WORK

A wide range of implements makes the front mower a flexible all-year-round machine. Once the grass has been cut, it collects leaves, sweeps the street, clears snow or whatever you want (see page 20).

SURE GRIP WITH 4WD

Four wheel drive gives the best grip in all positions. You can climb wet hills unhindered, stop and start again, without slipping and causing damage to the turf. Snow is no problem.

EASY TO USE

Sit comfortably. Push the starter button or turn the key. Activate the cutting deck. Accelerate and steer. Could it be any easier?

EASY TO MAINTAIN

First, you have the normal product warranty. And then we guarantee that original parts are available for seven to ten years. When the dealer you bought the machine from services it, only original parts will be used - that's what makes it so safe and secure to own a Stiga.

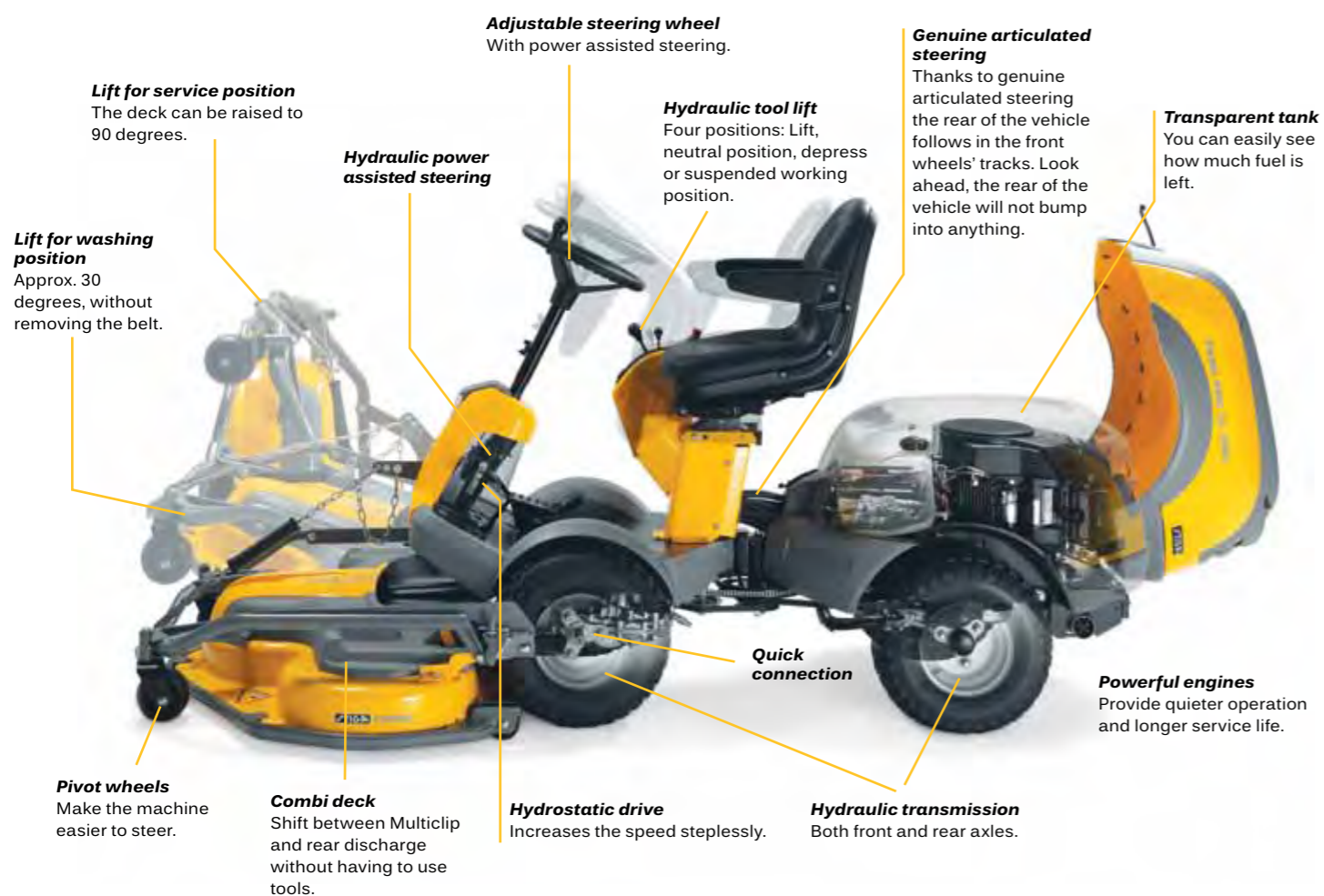
More about the Front mower concept

See the entire product range and accessories on our website.

www.stigalawnmowers.co.uk



PARK



ONE MACHINE – MANY FUNCTIONS

Park has more areas of use than there are seasons. It cuts grass, rakes leaves, carries tools, ploughs, sweeps, grits and fertilises, rakes gravel paths and clears weeds – or whatever you want.

EXCELLENT TRACTION

With 4WD you can climb and descend wet slopes without slipping and causing damage to the turf. Articulated steering saves you from having to manoeuvre backwards and forwards continuously. Hydrostatic transmission, cruise control (option) and power assisted steering are other refinements.

FLEXIBLE AND EASY TO USE

With hydraulic implement lift, hydraulic power assisted steering and electric cutting height adjustment you can work long shifts. Ergonomic comfortable seat with armrest and intuitive instrument panel gives unsurpassed driver comfort.



The Combi deck can be raised 30 degrees for cleaning without having to remove the belt (Park 4WD only).



RAC quick connection enables you to change implements in one simple operation, without the use of any tools. All you need to do is hook on and off. RAC is standard on all Park models and available for all Villa models.

STIGA PARK PRO

MOST SUITABLE FOR:

A strong and versatile all-year-round machine. With four wheel drive, power assisted steering, electric cutting height adjustment and a range of other professional properties as standard.

PARK

The secret of Park is genuine articulated steering. You sit high up, above the point where the machine articulates and can see the cutting deck, or brush, plough or snow thrower, in front of you. The rear wheels follow the front wheel tracks precisely, which makes it easy to drive between bushes and trees. You have full control in all situations.

Powerful engine in combination with 4WD makes it easy to tackle slopes even when it is cold or wet outside. The front mounted Combi deck with up to 125 cm cutting width whizzes through the work. Comfortable seat, clear instrumentation and wide range of implements are other professional properties, which make Park an ergonomic and nice tool to use.



Park Pro 25 4WD



Park Plus



Park Compact 16 4WD

	Park Pro 25 4WD	Park Pro 20 4WD	Park Pro 16 4WD	Park Residence 4WD
Engine:	Honda GXV 660 2 cylinders	Briggs & Stratton Vanguard 20 2 cylinders	Briggs & Stratton Vanguard 16 2 cylinders	Briggs & Stratton PowerBuilt 4155 AVS
Transmission:	Hydrostatic	Hydrostatic	Hydrostatic	Hydrostatic
Steering:	Genuine articulated steering Hydraulic power assisted steering	Genuine articulated steering Hydraulic power assisted steering	Genuine articulated steering Hydraulic power assisted steering	Genuine articulated steering Hydraulic power assisted steering
Implement lift:	Hydraulic	Hydraulic	Manual	Manual
Cutting width:	95-125 cm, electric cutting height adjustment	95-125 cm, electric cutting height adjustment	95-125 cm, electric cutting height adjustment	95-110 cm, electric cutting height adjustment
	Park Royal 4WD	Park Ranger Svan	Park Plus	Park Compact 16 4WD
Engine:	Honda GCV 530 2 cylinders	Honda GCV 530 2 cylinders	Briggs & Stratton Intek 4185	Briggs & Stratton PowerBuilt 4155 AVS
Transmission:	Hydrostatic	Hydrostatic	Hydrostatic	Hydrostatic
Steering:	Genuine articulated steering Hydraulic power assisted steering	Genuine articulated steering Hydraulic power assisted steering	Genuine articulated steering Mechanical power assisted steering	Genuine articulated steering Mechanical power assisted steering
Implement lift:	Manual	Manual	Manual	Manual
Cutting width:	95-110 cm, electric cutting height adjustment	95-110 cm, electric cutting height adjustment	95-110 cm, electric cutting height adjustment	95-105 cm
	Park Compact 16	Park Compact 14		
Engine:	Briggs & Stratton PowerBuilt 4155 AVS	Briggs & Stratton PowerBuilt 3130 AVS		
Transmission:	Hydrostatic	Hydrostatic		
Steering:	Genuine articulated steering	Genuine articulated steering		
Implement lift:	Manual	Manual		
Cutting width:	95-105 cm	95 cm		

Meets the criteria of the official Nordic Swan eco-label, which is considered one of the world's toughest environmental criteria.

VILLA

Flexible all-round machine that sweeps streets, collects leaves and clears snow after cutting the grass. Uniting the professional front mounted ride-on's excellent cutting characteristics with the small ride-on's versatility. Choose between electric or mechanical control.



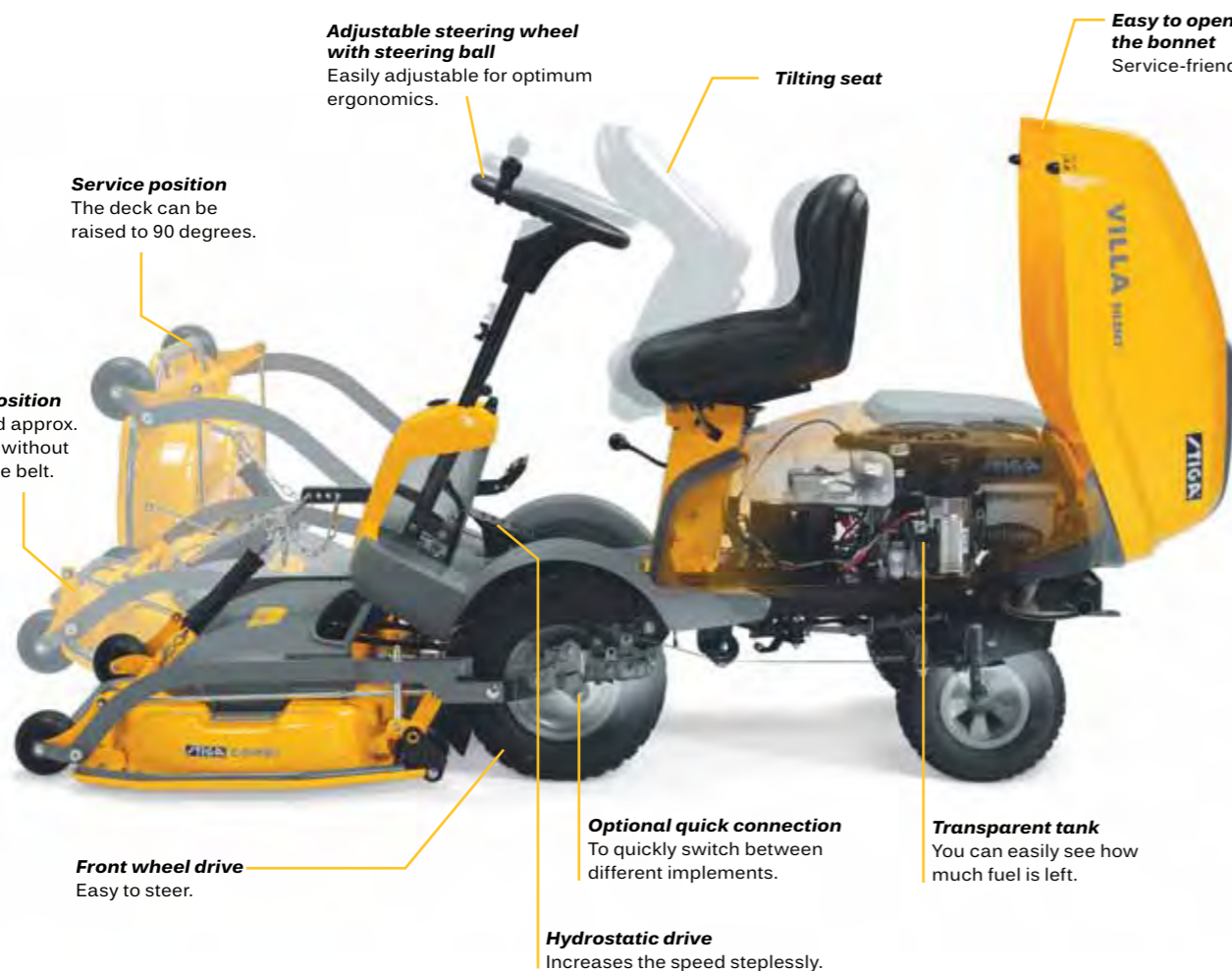
Adjustable steering wheel with steering ball
Easily adjustable for optimum ergonomics.

Tilting seat

Easy to open the bonnet
Service-friendly.

Service position
The deck can be raised to 90 degrees.

Washing position
Can be lifted approx. 30 degrees, without removing the belt.



Front wheel drive
Easy to steer.

Optional quick connection
To quickly switch between different implements.

Transparent tank
You can easily see how much fuel is left.

Hydrostatic drive
Increases the speed steplessly.

COMFORTABLE AND FLEXIBLE

With foot operated implement lift as standard and manual or stepless (hydrostatic) transmission. Adjustable steering wheel with easy-to-grip steering ball, ergonomically positioned controls and adjustable comfortable seat with high back make for great operator comfort.



Service and wash friendly design.
It is rarely use or age that breaks a front mower. More usually corrosion and poor maintenance. To gain access for cleaning, lift the deck 30° to the cleaning position. Regular cleaning prevents the deterioration of the mower's function.

OUTSTANDING CUTTING RESULTS

Switch between Multiclip and rear discharge and give yourself an attractive lawn with minimum effort. Two blade Combi deck with up to 105 cm working width.

GOOD VIEW

A high seating position gives you full control over the front mounted cutting deck, which can reach under bushes and get close to house facades and fences.

Implements for all-year-round work

Thanks to the unique quick connection, RAC, it is easy to change tools on Villa. Here you can see some of the implements that enable you to use your front mower all-year-round.

Read more on page 20.



Grass and leaf collector Combi cart Pro cart Fertiliser spreader Sweeper Roller Snow blade Snow chains



STIGA VILLA

MOST SUITABLE FOR:

Front mower model for medium sized gardens. Cuts grass, sweeps the street, clears snow. Flexible and easy to operate. Outstanding cutting results. Excellent visibility. Up to 105 cm working width.

VILLA



Hydrostatic transmission for smoother speed control.



Easy steering thanks to the steering knob.



Combi deck with 85-105 cm cutting width.



Villa 12

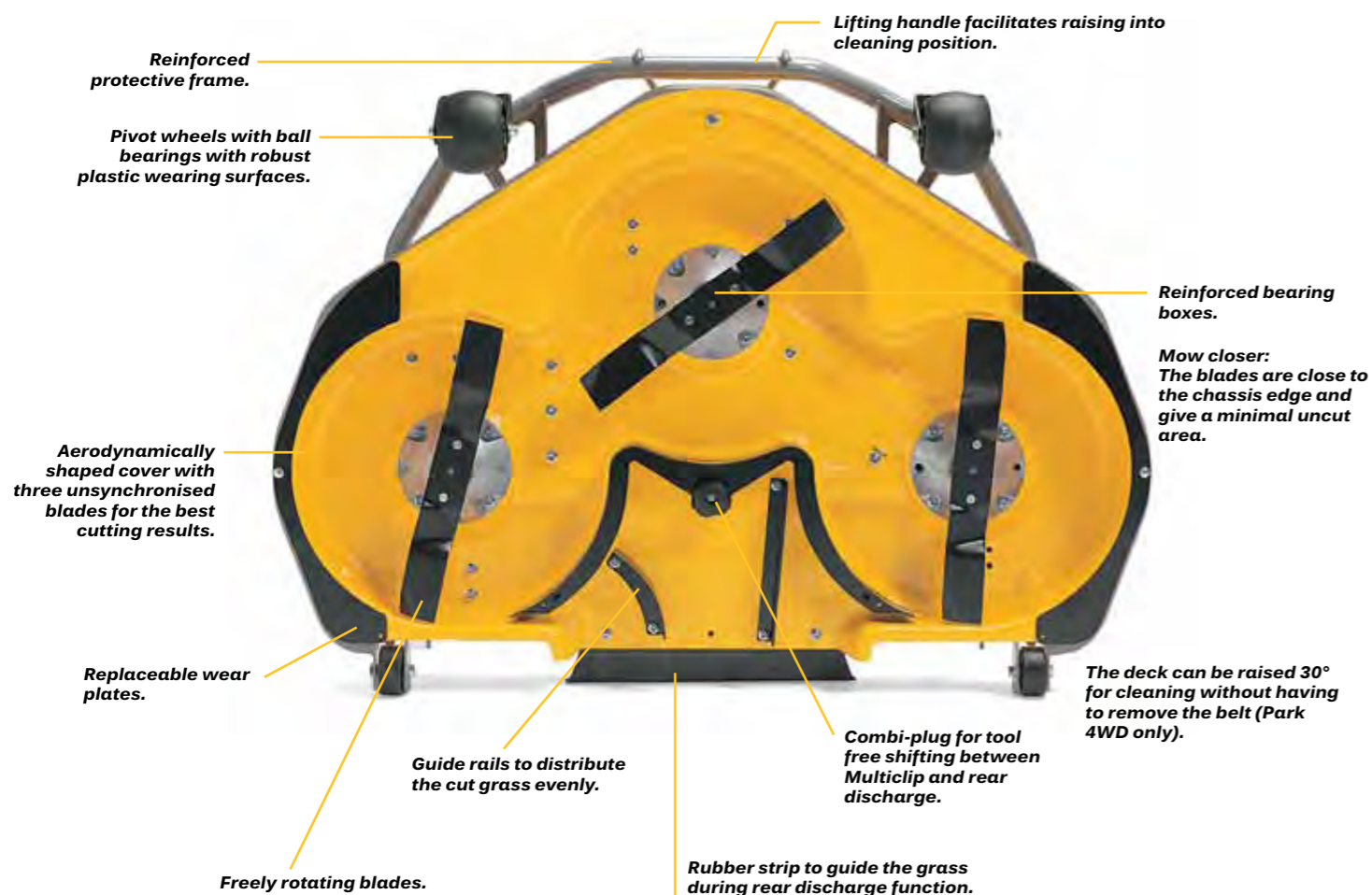
Villa 14 HST

	Villa SQ16 HST	Villa 14 HST	Villa 12
Engine:	Honda GXV 390	Briggs & Stratton PowerBuilt 3130 AVS	Briggs & Stratton PowerBuilt 3115 AVS
Transmission:	Hydrostatic	Hydrostatic	Manual, 5F+1R
Steering:	Rear wheel steering	Rear wheel steering	Rear wheel steering
Implement lift:	Manual	Manual	Manual
Cutting width:	85-105 cm, Electric cutting height adjustment	85-95 cm	85 cm

COMBI DECK

Do as the pros do – choose the best cutting method for the situation.

Stiga's Combi deck gives you two mowing techniques in one. Use Multiclip for fine cutting. If the grass has grown quite long, rear discharge may be preferable. The Combi deck is available in working widths from 85 to 125 cm, aerodynamically shaped with two or three blades for the best Multiclip effect.



Service and wash friendly design. The Combi deck can be raised 30° for cleaning without removing the belt.



Front mounted cutting deck goes anywhere. Note the reinforced frame that protects against knocks and also acts as a lifting handle.



Good visibility. Genuine articulated steering and front mounted tools give maximum manoeuvrability in changing conditions, all-year-round.



125 Combi Pro

A wide and powerful deck for Park Pro. Cutting width 125 cm. Three freely rotating blades. Suitable for cutting long grass quickly with rear discharge. Switch between Multiclip and rear discharge without having to use tools. Pivot wheels make it easier to turn. Robust manual or infinitely variable electric cutting height adjustment.



110 Combi Pro

Cutting deck in Pro version for Park and Park Pro. Cutting width 110 cm. Suitable for those wanting to cut long grass quickly with rear discharge. Switch between Multiclip and rear discharge without having to use tools. Pivot wheels make it easier to turn. Robust manual or infinitely variable electric cutting height adjustment.



100 Combi 3

New! Semi-professional Combi deck with three unsynchronised blades for the best cutting results. Same technology used as for our professional deck, but slightly smaller with a 100 cm cutting width. The cutting height can be adjusted manually or electrically depending on the machine model. Suitable for selected models of Park.



105 Combi

Deck for Park and Villa. Cutting width 105 cm. Two synchronised blades with replaceable blade tips. Central cutting height adjustment electrically or manually controlled.



95 Combi

Deck for Park and Villa. Cutting width 95 cm. Two synchronised blades with replaceable blade tips. Manual or continuous electric cutting height adjustment.




85 Combi

Neat and smooth deck for Stiga Villa. Cutting width 85 cm. Two synchronised blades with replaceable blade tips. Manual cutting height adjustment.

IMPLEMENTS

The beauty of Stiga's Front mowers is that they never take a holiday – they can be used all-year-round. As a snow clearer, sand spreader, street sweeper or whatever you want! The implement range is one of the broadest on the market. Thanks to the unique quick connection, RAC, it is possible to change tools in a minute. **NOTE!** Some tools also fit Estate lawn tractors.



Enables you to change implements in one simple operation, without the use of any tools! Just click on and off. RAC is standard on all Park models and available for all Villa models.



Snow blade with up to 120 cm working width.



Park in action. Sweeper available for Villa and Estate as well.




New! Tool carrier to hold garden tools, extra clothes, etc.



Sweeper collector

Towed, with a 8,5:1 wheel-to-brush rotation. 107 cm working width. Easy to empty from the driver's position. Aluminum wheel transmission and heavy-duty bag frame. Also available with a 96 cm working width, and a wheel-to-brush rotation of 5:1.

Suitable for selected models of:
 Park Villa Estate



Rear rake 100/130

For gravel paths. Choose between a 130 cm working width for neat patterns (for 10-20 mm stones) or the 100 cm one that is excellent for weeding (for 2-10 mm stones). Rear implement lift required.

Suitable for selected models of:
 Park Villa Estate



Spring tine hoe

For truly effective weed control work. Pull up weeds from the roots, the depth can be easily adapted via three screw controls. Ideal for combining with a rear mounted rake. Working width 95 cm.

Suitable for selected models of:
 Park Villa Estate



Rotary brush

Front mounted with lateral adjustment to three positions. The wheel system allows the operator to find just the right amount of ground pressure for every task. Sweeps leaves, snow, gravel and last year's grass with a neat and clean result. 95 cm for Park, 85 cm for Villa and 110 cm for Estate. Dust cover available.

Suitable for selected models of:
 Park Villa Estate



Sweeper collector

Front mounted for removing leaves, gravel, dirt and rubbish from hard surfaces such as asphalt and concrete. 90 cm working width and 320 mm brush diameter, easy to fine adjust for best effect. Easy to empty with removable container.

Suitable for selected models of:
 Park Villa Estate



Flail mower / lawn rake

Operates at 3000 rpm, has a 92 cm working width and electric height adjustment. Also available with mechanical height adjustment. Cuts rough grass and weeds up to 100 cm tall. Scrub and overgrown areas are easily controlled by the flail mower. An optional lawn rake rotor is also available.

Suitable for selected models of:
 Park Villa Estate



Painted Cart

This cart is an invaluable tool when you are dealing with all those heavy chores in your garden. It has a 10 cubic feet capacity steel body which tips for easy unloading. It hitches onto the tractor using a standard towbar fitting.

Suitable for selected models of:
 Park Villa Estate



Aerator Spreader

Keep your lawn in peak condition with this accessory. Hardened steel star tines penetrate the soil allowing air, nutrients and moisture to reach grass roots. Sand, seed or fertiliser can be applied at the same time.

Suitable for selected models of:
 Park Villa Estate

Lawn tractors

A lot of power under the bonnet. Many areas of use. And first-class collecting ability. Our lawn tractors are equipped with double cutting systems for the best cutting results. Perfect for those with large areas to work.



The advantages of a lawn tractor

UNBEATABLE COLLECTING CAPACITY

Our lawn tractors with integrated collector provide massive collecting capacity up to 320 litres. Emptying is performed easily from the driving seat.

HIGH CAPACITY

The lawn tractors are recommended for large areas. With up to 122 cm cutting width and engines designed for hard work, the job flies by. And hydrostatic transmission and makes them even more versatile.

ONE MACHINE - MANY FUNCTIONS

Multiclip works just as well on autumn leaves as on grass. Use the collector to prevent having to rake. Attach the snow blade and clear the drive during the winter. Think how lovely it could be not to have to clear it by hand!

UP TO FOUR CUTTING SYSTEMS IN ONE

Collection. Multiclip. Rear discharge. Side discharge. By choosing one or another you always get a great cutting result, even if the grass appears to be too long.

EASY TO USE

Sit comfortably. Start and steer. Engage the cutting deck. Drive to the compost heap and empty – without having to leave the driver's seat.

More about our lawn tractors

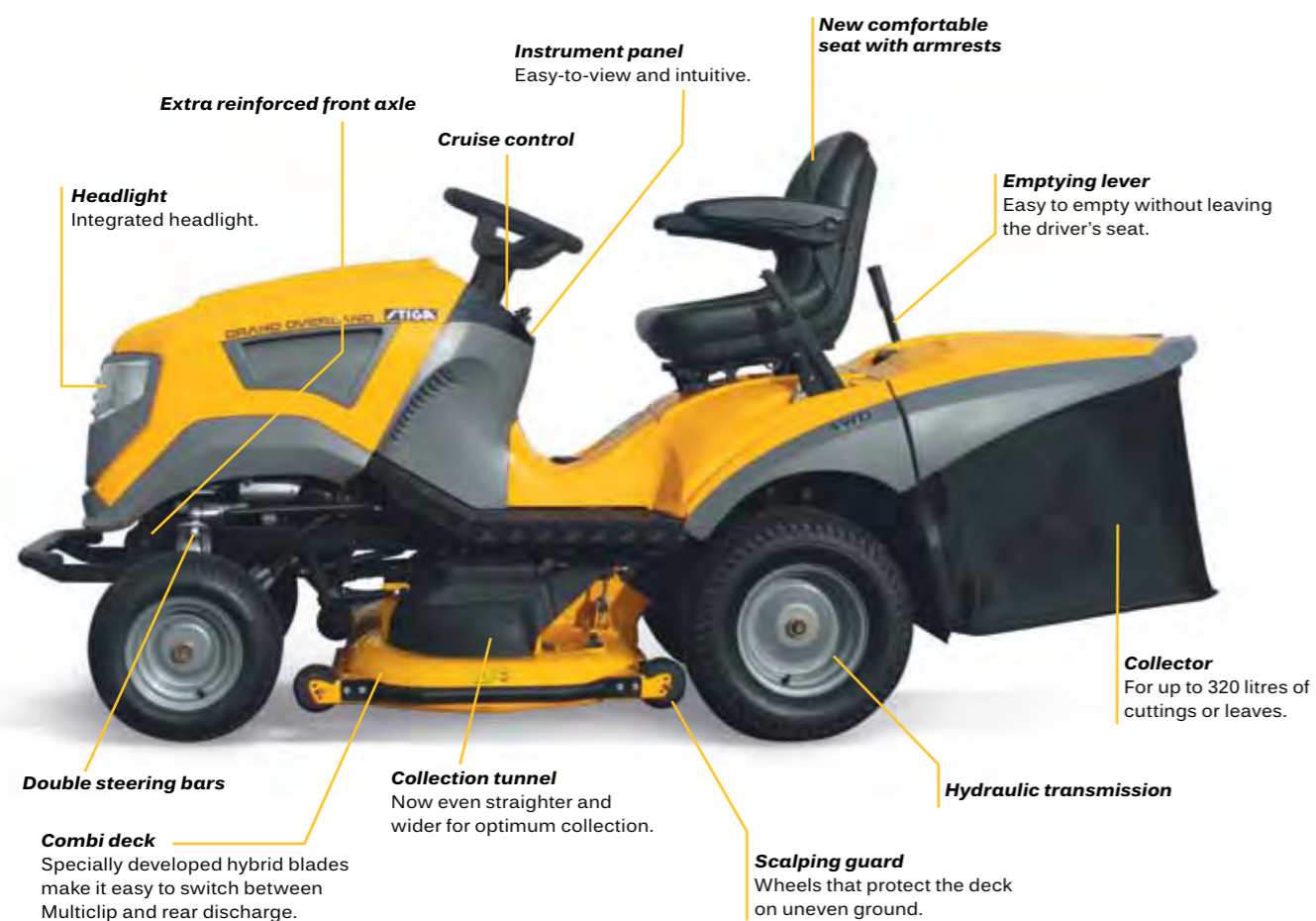
See the entire product range incl. implements on our website.

www.stigalawnmowers.co.uk



ESTATE

Stiga Estate lawn tractors offer a choice of cutting systems, Multiclip, collect or side discharge. The new steering system assures extreme precise manoeuvrability of the wheels and an outstanding driving comfort. The collecting capacity is up to 320 litres. For safety, we have ensured that you can empty the collector directly from the driver's seat. The idea is to make it as easy as possible.



Easy to clean.



Clear and durable instrument panel.



Practical storage.



Estate Grand Royal 22



Estate Tornado 14

	Estate Grand Royal 22	Estate Royal 19
Engine:	Briggs & Stratton Intek series 7220 V-Twin	Briggs & Stratton Intek series 4185 AVS 1 cylinder
Transmission:	Hydrostatic	Hydrostatic
Cutting height adjustment:	Manual	Manual
Cutting width:	122 cm/rear discharge chute	102 cm/rear discharge chute
Integrated collector:	320 litres	320 litres

	Estate Tornado 14	Estate Senator HST 17	Estate Senator 14
Engine:	Briggs & Stratton Power Built 3130 AVS 1 cylinder	Briggs & Stratton Power Built 4165 AVS 1 cylinder	Briggs & Stratton Power Built 3130 AVS 1 cylinder
Transmission:	Manual 5F+1R	Hydrostatic	Manual, 5F+1R
Cutting height adjustment:	Manual	Manual	Manual
Cutting width:	98 cm/side discharge chute	92 cm/rear discharge chute	92 cm/rear discharge chute
Integrated collector:		260 litres	260 litres

STIGA ESTATE

MOST SUITABLE FOR:

Efficient and effective lawn tractor for those who prioritise collection. Unbeatable when it comes to technology, capacity and cutting quality. For all-year-round use thanks to the sweeper and snow blade (option). Excellent on large areas. Choose between hydrostatic and manual transmission.

GARDEN

The smaller lawn tractor model for those who love their garden but have limited space. Excellent design, great collecting capacity and integrated mulching function just as on the larger lawn tractors. With hydrostatic or variable transmission for smoother operation.



Easy to operate. Choose between hydrostatic or variable transmissions.



Integrated collection 140-170 litres. Easy to empty from the driver's seat.



Garden Combi HST 14



Garden SC 6365 EV

	Garden Combi HST 14	Garden SC 6365 EV
Engine:	Briggs & Stratton Power Built series 3130 AVS 1 cylinder	Stiga Series 5500
Transmission:	Hydrostatic	Varispeed
Cutting height adjustment:	Manual	Manual
Cutting width:	72 cm/rear discharge chute	63 cm/rear discharge chute
Integrated collector:	170 litres	140 litres

Lawn mowers

The modern way of cutting your lawn. Based on the Multiclip principle, which means that you can mow and fertilise at the same time. You don't need to rake and remove waste. At the same time you put a stop to the progress of moss. The result is a dense and beautiful lawn with minimal effort.



Six reasons to choose Stiga

EASY HANDLING

With Multiclip you don't have to collect the grass. The cuttings turn into mulch. The same thing can be done with leaves in the autumn – magic them away with a few clippings.

BETTER RESULT

The blades of grass are finely cut and sink down into the turf. There they quickly mulch down and are transformed into the most natural organic nutrients a lawn can get.

LESS WORK

By eliminating collection and disposal of grass clippings, you get the job done in about 70% of the time. The finely cut clippings form a thin, moisture rich layer in the lawn and supply the grass roots with moisture. This means more time can pass between waterings.

BETTER FOR THE ENVIRONMENT

Fuel consumption and emissions are reduced by about 30% – good for the wallet and planet.

NOISE DAMPING

Thanks to the specially designed blades and the enclosed cover, the noise is directed towards the ground, which produces a lower and more comfortable noise level.

UP TO FOUR CUTTING TECHNIQUES IN COMBINATION

Multiclip technology is included as standard on all our lawn mowers. Some models also have collectors, plus rear and/or side ejection, which can be good for long grass.

Why are some lawns greener than others?

See the entire product range on our website.






www.stigalawnmowers.com

MULTICLIP

Robust. Solid. Efficient. Does just the one job – but does it really well. With steel chassis that withstands knocks and specially designed blades which produce a more comfortable noise level. Ready start and ergonomic handle come as standard. The Pro-models have central cutting height adjustment, new, softer wheels for better grip and some models are equipped with our anti-vibration system AVS, which helps protect the body during prolonged use.



	Multiclip Pro 53 S Svan 	Multiclip Pro 50 Svan 	Multiclip Pro 50 4S Inox Svan 
Engine:	Honda GCV 160 OHC Autochoke	Honda GCV 160 OHC Autochoke	Honda GCV 160 OHC Autochoke
Self-propelled:	Front wheel drive	Push	Front wheel drive, 4 speed
Anti-vibration:	Yes	Yes	Yes
Chassis:	Aluminium	Galvanised steel	Stainless steel
Cutting width:	51 cm	48 cm	48 cm
Cutting height adjustment:	5 pos. 30-65 mm	5 pos. 31-75 mm	5 pos. 31-75 mm
Weight:	35.5 kg	33.2 kg	34.8 kg

	Multiclip 50 S Rental	Multiclip 50 S	Multiclip 50
Engine:	Stiga SA55 OHV	Stiga SA45 OHV	Stiga SA45 OHV
Self-propelled:	Front wheel drive	Front wheel drive	Push
Anti-vibration:	Yes	-	-
Chassis:	Galvanised steel	Steel	Steel
Cutting width:	48 cm	48 cm	48 cm
Cutting height adjustment:	5 pos. 31-75 mm	5 pos. 31-75 mm	5 pos. 31-75 mm
Weight:	34 kg	31 kg	28 kg



Meets the criteria of the official Nordic Swan eco-label, which is considered one of the world's toughest environmental labels.

TURBO

Turbo is the ideal choice if you want maximum comfort and efficiency in the most varied conditions. Stiga's cutting technology Multiclip in combination with rear discharge and collection gives the best possible mowing results. Best in class with aluminium chassis and large capacity collector Turbo variant also has anti-vibration handlebar (AVS), which makes the job easy on the body.



Turbo 50S Rental B



Turbo Pro 55 4S



Turbo 55S Rental B

	Turbo Pro 55 4S	Turbo 55 S Rental B	Turbo 50 S Rental B
Engine:	Honda GCV 190 OHC Autochoke	Briggs & Stratton 750 series DOV	Briggs & Stratton 675 series XVS Ready start
Self-propelled:	Rear wheel drive, 4 speed	Rear wheel drive	Rear wheel drive
Anti-vibration:	Yes	-	-
Chassis:	Aluminium	Aluminium	Aluminium
Cutting width:	53 cm	53 cm	46 cm
Cutting height adjustment:	9 pos. 30-80 mm	9 pos. 30-80 mm	6 pos. 25-90 mm
Collection volume:	70 litres	70 litres	60 litres
Weight:	41 kg	43 kg	35 kg

COMBI

With up to four cutting functions Multiclip, rear discharge, side discharge or collection Combi mowers are extremely efficient and give an excellent finish in a variety of working environments including longer grass. Plenty of power to get the job done with the minimum of effort Combi have robust steel chassis.



Combi 48 SB



Combi 53 SQ BWB



Combi 48 B

	Combi 53 SQ BWB	Combi 48 SB	Combi 48 B
Engine:	Briggs & Stratton 625 Series XVS	Briggs & Stratton 550 Series XMH	Briggs & Stratton 550 Series XMH
Self-propelled:	Rear wheel drive	Rear wheel drive	Push
Chassis:	Steel	Steel	Steel
Cutting width:	51 cm	46 cm	46 cm
Cutting height adjustment:	6 pos. 25-90 mm	5 pos. 27-80 mm	5 pos. 27-80 mm
Collection volume:	60 litres	60 litres	60 litres
Weight:	50 kg	33 kg	31 kg

Hand helds

A range of power tools for all-round use. Made to keep the garden clean and tidy. The common denominator is that they sit well in the hand and are easy to use.



EFFICIENT TOOLS

Does its job – and does it well. Whether it is airing grass roots, loosening up the soil, cutting logs or just keeping the garden clean and tidy.

EASY-TO-HANDLE

Ergonomics is, as we see it, when you customize the tool for the person and not the other way around. Therefore, we make sure that you always have a good grip, that all control functions are easily accessible and there is the possibility of relief using harnesses.

WELL BALANCED

The relationship between weight and engine power is important. You know when you grab the chain saw that it is correctly balanced. Brush cutters have harnesses that relieve the load from the body. The hedge trimmer is designed to reach the top of high hedges.

POWERFUL

In golf they say that the club should do the work. Here the muscles are in the engine. Each machine is designed to follow the person's natural patterns of motion. All so that the job can be done with the minimum of effort.

How to get more done on the garden – with less strain!

See the entire product range on our website.

www.stigalawnmowers.co.uk



BRUSH CUTTERS

Easy to handle with double handle or loop handle. Well balanced and comfy, even during prolonged work. All our brush cutters have a tap'n'go function, which feeds the line out automatically when you push the trimmer head towards the ground and have three or four toothed blades to clear brushwood and coarse bush. The four-strokes combine low weight and low vibrations with low fuel consumption and good efficiency, great from an environmental view. Harness included as standard on all brush cutters.



Easy Start makes it really easy to start the machine.



Bike handlebar or loop handle. Choose the most comfortable.



Neat edges. Easy to hold along borders between grass and gravel, stones and flowerbeds.



	SB 51 DS	SB 43 DS	SB 35 DS	SB 29 S/SB 29 DS
Cylinder volume/output:	47.1 cc (2.0 kW)	42.7 cc (1.40 kW)	32.6 cc (1.10 kW)	25.6 cc (0.90 kW)
Harness:	Double comfort	Double comfort	Double	Single
Handle:	Bike	Bike	Bike	Loop / bike
Shaft:	28 mm	28 mm	26 mm	24 mm
Trimmer head:	Tap & Go	Tap & Go	Tap & Go	Tap & Go
Blade:	4 toothed + saw blade	4 toothed + saw blade	4 toothed	3 toothed
Weight with nylon head:	9.1 kg	9.0 kg	7.9 kg	5.6 / 6.0 kg

	SB 425 H/SB 425 HD
Cylinder volume/output:	25 cc (0.80 kW)
Harness:	Single
Handle:	Loop / bike
Shaft:	26 mm
Trimmer head:	Tap & Go
Blade:	3 toothed
Weight with nylon head:	7.2 / 7.9 kg

HEDGE TRIMMERS

Our goal is for you to be able to work safely, quickly and easily. Double or rotating handle gives an ergonomic work position. Double sided blade increases efficiency and range. Effective vibration damper reduces the load on arms and hands.



	SHM 180	SHM 170	SHJ 550
Power source:	2 stroke mix	2 stroke mix	2 stroke mix
Cylinder volume, cc	25.4	25.4	24.5
Output:	0.80 kW, 1.10 hp	0.80 kW, 1.10 hp	0.85 kW, 1.16 hp
Anti-vibration:	Yes	Yes	Yes
Sword type:	Single laser sanded	Double laser sanded	Double laser sanded
Sword length:	75 cm	60 cm	61 cm
Tooth distance:	28 mm	28 mm	28 mm
Mechanical brakes:	Yes	Yes	Yes
Adjustable handle:	No	180°	180°
Weight:	5.4 kg	5.7 kg	5.4 kg

Our "Easy start" system allows to reduce the recoil pulling force and make the pulling operations smoother thanks to the damper spring.

By admitting fresh air during combustion we save fuel and increase the service life time and performance of the engine.

CHAIN SAWS

Feel how it sits in your hand! Tighten the chain easily, without tools thanks to our Quick Tensioning System! Start it and feel how well we have succeeded in damping the vibrations! The harder you work the more important is to have good tools. Stiga, as always, combines innovative technology and excellent power with low weight and minimal impact on the individual and environment.



Good power-to-weight ratio.



Chain tensioning without tools.



For multi-purpose use.





SP 422




SP 402



SP 382

Petrol saws	SP 442 	SP 422 	SP 402	SP 382
Cylinder volume:	40.1 cc	40.1 cc	40.1 cc	38.3 cc
Output:	1.8 kW, 2.5 hp	1.8 kW, 2.5 hp	1.8 kW, 2.5 hp	1.7 kW, 2.3 hp
Bar length, inch/cm:	18"- 45 cm	16"- 40 cm	13"- 35cm	13"/16"- 35/40 cm
Chain type and drive link:	.325" .050" (95VP-56E/72E)	.325" .050" (95VP-66E)	.325" .050" (95VP-56E)	3/8" .050" (91VG-50/56E)
Weight, excl. bar and chain:	4.36 kg	4.36 kg	4.36 kg	4.4 kg

 By admitting fresh air during combustion we save fuel and increase the service life time and performance of the engine.

SCARIFIER AND SILEX GARDEN TRACTOR

Versatile and useful tools that save a lot of effort in the garden plot. The scarifier rejuvenates the lawn by providing oxygen to grass roots and removing thatch. Silex fitted with the cultivator attachment will loosen soil before sowing crops, and save your back. Or fit one of the other attachments that can be used to cut grass, clear snow, dig potatoes or sweep paths.



Silex 95H

Silex 95H	
Engine:	Honda GCV 160
Working width:	N/A
Transmission:	Worm gear oil bath + drive belt
Gears:	1F+1R
Weight with pack:	55 kg



VE 32

Scarifier VE 32	
Power source:	Electric, 230 V
Engine/output:	1500 W
Working width:	32 cm
Method:	Lawn rake, 12 rotating knives
Working depth:	5 positions
Collection volume:	40 litres
Weight:	20 kg

IMPLEMENTS FOR SILEX 95 H



Front brush with collector - 82cm



Grassland mower - 53cm



Double blade scythe - 87cm



Snow blade



Ridging plough



Front brush 105 cm



Rear cultivator - 50cm

Front mowers PARK

	PRO 25 4WD	PRO 20 4WD	PRO 16 4WD	ROYAL 4WD	RESIDENCE 4WD	RANGER SVAN	PLUS	COMPACT 16 4WD	COMPACT 16	COMPACT 14
Engine										
Engine manufacturer	Honda	Briggs & Stratton	Briggs & Stratton	Honda	Briggs & Stratton	Honda	Briggs & Stratton	Briggs & Stratton	Briggs & Stratton	Briggs & Stratton
Engine type	GXV660	Vanguard 20	Vanguard 16	GCV 530	Powerbuilt 4155 AVS	GCV 530	Intek 4185	PowerBuilt 4155 AVS	PowerBuilt 4155 AVS	PowerBuilt 3130 AVS
Cylinders/kW (see page 62)	2/15.2	2/11.9	2/9.4	2/10.9	1/10	2/10.9	1/9.9	1/10.0	1/10	1/7.5
Electric starter	X	X	X	X	X	X	X	X	X	X
Fuel tank, litres	14	14	14	12	12	12	12	6	6	6
Transmission										
Four wheel drive	X	X	X	X	X			X		
Rear wheel drive						X	X		X	X
Hydrostatic transmission	KTM10	KTM10	KTM10	KTM7	KTM7	KTM7	K46	KTM7	K46	K46
Max. driving speed, km/h	11	11	11	10	10	10	10	9	9	9
Axle diameter, front	1"	1"	1"	1"	1"	20 mm	20 mm	1"	3/4"	3/4"
Axle diameter, rear	1"	1"	1"	3/4"	3/4"	3/4"	3/4"	3/4"	3/4"	3/4"
Tyre size	17" wide	17" wide	17" wide	16" wide	16" wide	16" wide	16" wide	16" wide	16" wide	16" wide
Tyre tread	Stiga special	Stiga special	Stiga special	Stiga special	Stiga special	Stiga special	Stiga special	Stiga special	Stiga special	Stiga special
Steering										
Genuine articulated steering	X	X	X	X	X	X	X	X	X	X
Power assisted steering	Hydraulic	Hydraulic	Hydraulic	Hydraulic	Hydraulic	Hydraulic	Mechanical	Mechanical		
Steering link	Chain/Chain	Chain/Chain	Chain/Chain	Chain/Chain	Chain/Chain	Chain/Chain	Chain/Chain	Chain/Wire	Chain/Wire	Chain/Wire
Steering ball	X	X	X	X	X	X	X			
Dimensions										
Cutting width, cm	95-125	95-125	95-125	95-110	95-110	95-110	95-110	95-105	95-105	95
Electric cutting height adjustment	X	X	X	X	X	X	X			
Foot operated deck lift			X	X	X	X	X	X	X	X
Hydraulic tool lift	X	X								
Comfort										
Prepared for cruise control	X**	X**	X**							
Hour meter	X	X	X	X	X	X	X			
Lighting	LED	LED	LED	LED	LED	LED	LED			
Adjustable steering wheel	X	X	X	X	X	X	X			
Folding comfort seat with drainage	Extra high	Extra high	Extra high	High	High	High	High	High	High	High
Armrest	X	X								
Seat adjustment	Single lever control	Single lever control	Single lever control	Single lever control	Single lever control	Single lever control	Single lever control	X	X	X
Pivot seat suspension				X	X	X	X	X	X	X
Parallel seat suspension	X	X	X							
Cup holder	X	X	X	X	X	X	X			
Environment										
Certified in accordance with Svan				X		X				
CE marked	X	X	X	X	X	X	X	X	X	X
Soundpower level, dB (A)*	<100	<100	<100	<100	<100	<100	<100	<100	<100	<100
Miscellaneous										
Weight, kg	252	245	226	200	217	200	192	198	172	164
Rear accessory wiring	X	X	X							
Main switch	X**	X**	X**							
Item no.	13-6276-11	13-6273-16	13-6271-17	13-6312-11	13-6378-11	13-6379-11	13-6311-11	13-6104-21	13-6103-21	13-6102-21

* May be lower depending on deck selection.

** Option

NOTE! Not all products may be available in all markets. Please check with your dealer. Stiga has a policy of continuous improvement and reserves the right to change models and specification without prior notice.

No responsibility will be accepted for printing errors.

Front mowers PARK

Front mowers VILLA

	VILLA SILENT	VILLA 14 HST	VILLA 12
Engine			
Engine manufacturer	Honda	Briggs & Stratton	Briggs & Stratton
Engine type	GXV 390	PowerBuilt 3130 AVS	PowerBuilt 3115 AVS
Cylinders/kW	1/7.4	1/7.5	1/7.3
Electric starter	X	X	X
Fuel tank, litres	3.8	3.8	3.8
Transmission			
Front wheel drive	X	X	X
Rear wheel drive			
Manual transmission/no. of gears			5F+1R
Hydrostatic transmission	K46	K46	
Max. driving speed, km/h	9	9	9
Axle diameter, front	3/4"	3/4"	3/4"
Tyre size, front	16"	16"	16"
Tyre size, rear	13"	13"	13"
Tyre tread	Stiga special	Stiga special	Stiga special
Steering			
Rear wheel steering	X	X	X
Steering link	Wire/wire	Wire/wire	Wire/wire
Steering ball	X	X	
Dimensions			
Cutting width, cm	85-105	85-105	85
Manual cutting height adjustment		X	X
Electric cutting height adjustment	X		
Foot operated deck lift	X	X	X
Comfort			
Adjustable steering wheel	X	X	
Folding comfort seat with drainage	High	High	X
Seat adjustment	X	X	X
Progressive seat suspension	X	X	X
Cup holder			
Environment			
CE marked	X	X	X
Soundpower level, dB (A)*	<100	<100	<100
Miscellaneous			
Weight, kg	171	171	168
Item no.	13-2728-14	13-2718-14	13-2717-15

* May be lower depending on deck selection.

Cutting decks

	125 COMBI PRO	110 COMBI PRO	100 COMBI 3	105 COMBI	95 COMBI	85 COMBI
Multiclip	X	X	X	X	X	X
Rear discharge	X	X	X	X	X	X
Cutting height, mm	25-90	25-90	25-85	25-85	25-85	25-85
Cutting height, setting	Manual/Electric	Manual/Electric	Manual/Electric	Manual/Electric	Manual/Electric	Manual
Adjustable angle	X	X	X	X	X	X
Freely rotating blades	X	X	X			
Synchronised blades				X	X	X
Blade tips with shear bolts				X	X	X
Pivot wheels	X	X	X			
Protective tubular steel frame	X	X	X			
Park	X	X	X	X	X	
Villa				X	X	X
Item no. Park (manual)	13-2938-43	13-2931-44	13-2977-31	13-2972-34	13-2964-34	
Item no. Park (electric)	13-2941-43	13-2932-44	13-2978-31	13-2974-34	13-2967-34	
Item no. Villa (manual)				13-2970-14	13-2963-14	13-2960-14
Item no. Villa (electric)				13-2970-04	13-2965-14	

Lawn tractors ESTATE

	GRAND ROYAL 22	ROYAL 19	TORNADO 14	SENATOR HST 17	SENATOR 14
Engine					
Engine manufacturer	Briggs & Stratton	Briggs & Stratton	Briggs & Stratton	Briggs & Stratton	Briggs & Stratton
Engine type	Intek 7220	Intek 4185 AVS	Power Built 3130 AVS	Power Built 4165 AVS	Power Built 3130 AVS
Cylinders/kW	2/11.9	1/8.6	1/6.8	1/8.9	1/6.3
Electric starter	X	X	X	X	X
Transmission					
Four wheel drive					
Rear wheel drive	X	X	X	X	X
Manual transmission/no. of gears			5F+1R		5F+1R
Hydrostatic transmission	X	X		X	
Max. driving speed, km/h	8.8	8.8	9.7	8.8	9.7
Tyres front	15"	15"	15"	15"	15"
Tyres rear	18"	18"	18"	18"	18"
Dimensions					
Cutting width, cm	122	102	98	92	92
Number of cutting heights	7	7	7	7	7
Cutting height interval, mm	30-90	30-90	25-80	25-80	25-80
Equipment					
Cruise control	X	X			
Integrated collection	X	X		X	X
Collector volume, litres	320	320		260	260
Mulching kit	X	X	X	X	X
Discharge	Rear	Rear	Side	Rear	Rear
Tipping seat	X	X	X	X	X
Bumper	X	X	X		
Electromagnetic blade clutch	X	X	X	X	X
Dashboard	6 LED and display	6 LED and display		6 LED	6 LED
Warning, collector full	X	X		X	X
Electronic grass bag dump					
Lighting	X	X	X	X	X
Cup holder	X	X	X		
Miscellaneous					
CE marked	X	X	X	X	X
Soundpower level, dB (A)	<105	<100	<100	<100	<100
Battery charger	X	X	X	X	X
Weight, kg	247	239	159	200	186
Item no.	2T1310281/11	2T0950281/11	2T0520281/11	2T0430281/10	2T0320281/10

Gross power rating is labeled in accordance with SAE J1940 - Small Engine Power and Torque Rating Procedure - and Gross performance values have been obtained and corrected in accordance with SAE J1995 Engine power test code - Gross Power rating. Net performance values have been obtained and corrected in accordance with SAE J1349 Engine Power Test Code - Net Power Rating. Actual gross and/or net engine powers will be lower and are affected by, among other things, ambient operating conditions and engine-to-engine variability. Given both the wide array of products on which engines are placed and the variety of environmental issues applicable to operating the equipment, the engine will not develop the rated gross and/or net powers when used in a given piece of power equipment. This difference is due to a variety of factors including, but not limited to, implements (air cleaner, exhaust, charging, cooling, carburetor, fuel pump, etc.), application limitations, ambient operating conditions (temperature, humidity, altitude), and engine-to-engine variability. GGP reserves the right at any time to change the product specifications, designs and standard equipment without notice and without incurring obligation.

NOTE! Not all products may be available in all markets. Please check with your dealer. Stiga has a policy of continuous improvement and reserves the right to change models and specification without prior notice. No responsibility will be accepted for printing errors.

Lawn tractors GARDEN

	COMBI HST 14	SC 6365 EV
Engine		
Engine manufacturer	Briggs & Stratton	Stiga
Engine type	PowerBuilt 3130 AVS	Series 5500
Cylinders/kW	1/6.8	1/3.21
Electric starter	X	X
Transmission		
Rear wheel drive	X	X
Manual transmission/no. of gears		Variator
Hydrostatic transmission	X	
Tyres front	11"	11"
Tyres rear	15"	13"
Dimensions		
Cutting width, cm	72	63
Number of cutting heights	7	5
Cutting height area, mm	30-80	30-75
Equipment		
Integrated collection	X	X
Collector volume, litres	170	140
Multiclip kit	X	X
Discharge	Rear	Rear
Tipping seat	X	X
Seat with safety contact breaker	X	X
Dashboard	1 LED	
Blade brake	X	X
Parking brake	X	X
Miscellaneous		
CE marked	X	X
Soundpower level, dB (A)	<100	<98
Battery charger	X	X
Weight, kg	168	111
Item no.	2T0220281/10	2T0030424/11

Lawn mowers MULTICLIP

	PRO 53 S SVAN	PRO 50 SVAN	PRO 50 4S INOX SVAN	50 S RENTAL	50	50 S
Engine						
Engine manufacturer	Honda	Honda	Honda	Stiga	Stiga	Stiga
Engine type	GCV 160 OHC with automat- choke	GCV 160 OHC with automat- choke	GCV 160 OHC with automat- choke	SA 55 OHV	SA 45 OHV	SA 45 OHV
Cutting facts						
Multiclip	X	X	X	X	X	X
Cutting width, cm	51	48	48	48	48	48
Cutting height, setting	Central	Central	Central	Central	4 levers	3 levers
Cutting height, mm	30-65	31-75	31-75	31-75	21-65	31-75
Number of cutting heights	5	5	5	5	5	5
Comfort						
Self-propelled	Front wheel drive	Push	Front wheel drive 4 Speed	Front wheel drive		Front wheel drive
Electric starter						
Vibration damping	X	X	X	X		
Handle with adjustable height	X	X	X	X		
Handle with lateral adjustment	X	X	X	X		
Folding handle	X	X	X	X	X	X
Carrying handle	X	X	X	X	X	X
Environment						
Certified in accordance with Svan	X	X	X			
Soundpower level, dB (A)	<93	<91	<91	<96	<94	<94
Powder coated	X	X	X	X	X	X
Miscellaneous						
Chassis	Aluminium	Galvanised steel	Stainless steel	Galvanised steel	Steel	Steel
Wheels	Aluminium	Aluminium	Aluminium	Composite	Composite	Composite
Wheel bearings	Professional double ball bearings	Professional double ball bearings	Professional double ball bearings	Double ball bearings	Double ball bearings	Double ball bearings
20 year chassis guarantee*	X					
Weight, kg	35.5	33.2	34.8	34	28	31
Item no.	293532038/ST9	291501038/S10	291563038/ST9	291502141/ST9	291501044/ST9	291502044/ST9

* 20 year chassis guarantee on all aluminium mowers means that the aluminium chassis will be replaced with a new chassis (or corresponding replacement at Stiga's discretion) if cracks.
NOTE! Not all products may be available in all markets. Please check with your dealer.
Stiga has a policy of continuous improvement and reserves the right to change models and specification without prior notice.
No responsibility will be accepted for printing errors.

Lawn mowers TURBO

	PRO 55 4S	55 S RENTAL B	50 S RENTAL B
Engine			
Engine manufacturer	Honda	Briggs & Stratton	Briggs & Stratton
Engine type	GCV 190 OHC with automatic choke	750 DOV	675 XVS R.S (B)
Cutting facts			
Multiclip	X	X	X
Collecting	X	X	X
Rear discharge	X	X	X
Side discharge			
Blade brake clutch			
Cutting width, cm	53	53	48
Cutting height setting	Central	Central	Central
Cutting height, mm	30-80	30-80	20-70
Number of cutting heights	9	9	9
Comfort			
Self-propelled	Rear wheel drive, 4 speeds	Rear wheel drive	Rear wheel drive
Electric starter			
Vibration damping	X		
Collector, litre/type	70 / Plastic and fabric	70 / Plastic and fabric	70 / Plastic and fabric
Handle with adjustable height	X	X	X
Folding handle	X	X	X
Environment			
Soundpower level, dB (A)	<98	<98	<96
Powder coated	X	X	X
Miscellaneous			
Chassis	Aluminium	Aluminium	Aluminium
Wheels	Aluminium	Aluminium	Composite
Wheel bearings	Professional double ball bearings	Professional double ball bearings	Professional double ball bearings
20 year chassis guarantee*	X	X	X
Weight, kg	41	43	35.5
Item no.	292553038/S10	292552021/S11	292502021/ST9

Lawn mowers COMBI

	COMBI 53 SQ BW B	COMBI 48 SB	COMBI 48 B
Engine			
Engine manufacturer	Briggs & Stratton	Briggs & Stratton	Briggs & Stratton
Engine type	625 Series XVS	500 Series XMH	500 Series XMH
Cutting facts			
Multiclip	X	X	X
Collecting	X	X	X
Rear discharge	X	X	X
Side discharge	X		
Blade brake clutch			
Cutting width, cm	51	46	46
Cutting height setting	Central	Central	Central
Cutting height, mm	25-90	25-75	25-75
Number of cutting heights	6	6	6
Comfort			
Self-propelled	Rear wheel drive	Rear wheel drive	Push
Electric starter			
Vibration damping			
Collector, litre/type	60 / Plastic & fabric	60 / Plastic	60 / Plastic
Handle with adjustable height			
Folding handle	X	X	X
Environment			
Soundpower level, dB (A)	<98	<96	<96
Powder coated	X	X	X
Miscellaneous			
Chassis	Steel	Steel	Steel
Wheels	200/280mm	200/200mm	200/200mm
Wheel bearings	X	X	X
20 year chassis guarantee*			
Weight, kg	50	33	31
Item no.	299536824/S10	295486024/S11	295485024/S11

* 20 year chassis guarantee on all aluminium mowers means that the aluminium chassis will be replaced with a new chassis (or corresponding replacement at Stiga's discretion) if cracks.
NOTE! Not all products may be available in all markets. Please check with your dealer.
Stiga has a policy of continuous improvement and reserves the right to change models and specification without prior notice.
No responsibility will be accepted for printing errors.

Hand helds BRUSH CUTTERS

	SB 51 DS	SB 43 DS	SB 35 DS	SB 29 S	SB 29 DS	SB 425 H	SB 425 HD
Power source	2 stroke mix	2 stroke mix	2 stroke mix	2 stroke mix	2 stroke mix	4-stroke petrol	4-stroke petrol
Cylinder volume, cc	47.1	42.7	32.6	25.6	25.6	25	25
Output (kW/hp)	2.0/2.72	1.40/1.90	1.10/1.50	0.90/1.22	0.90/1.22	0.80/1.10	0.80/1.10
2 line Tap & Go	X	X	X	X	X	X	X
Cutting width, cm	40	40	40	40	40	40	40
Standard blade	4 toothed	4 toothed	4 toothed	3 toothed	3 toothed	3 toothed	3 toothed
Chisel toothed saw blade	X	X	Option	-	-	Option	Option
Shaft	28 mm	28 mm	26 mm	24 mm	24 mm	26 mm	26 mm
Anti-vibration shaft	X	X	X	X	X	X	X
Harness	Double comfort	Double comfort	Double	Single	Single	Single	Single
Weight with nylon head, kg	9.1	9.0	7.9	5.6	6.0	7.2	7.9
Item no.	281721002/09	281621002/09	281521002/09	281420002/09	281421002/09	281240002/08	281241002/08

HEDGE TRIMMERS

	SHJ 550	SHM 180	SHM 170
Power source	2-stroke mix	2-stroke mix	2-stroke mix
Cylinder volume, cc	24.5	25.4	25.4
Output	0.85 kW / 1.16 hp	0.80 kW / 1.10 hp	0.80 kW / 1.10 hp
Blade length, cm	61	75	60
Max branch diameter, mm	28	28	28
Synchronised blades	X	X	X
Hardened, surface-ground blade	X	X	X
Laser cut		X	X
2-stage gear	X	X	X
Overload protection			
Twin rear switches			
Vibration-damped handle	X	X	X
Rear adjustable handle	3 positions	-	5 positions
Working time			
Recharging time			
Weight	5.4 kg	5.4 kg	5.7 kg
Item no.	252900002/10	251475002/09	251460002/09

CHAINSAWS

	SP 442	SP 422	SP 402	SP 382
Cylinder volume, cc	40.1	40.1	40.1	38.3
Engine output (kW/hp)	1.8/2.5	1.8/2.5	1.8/2.5	1.7/2.3
Bar length, inch/cm	13"/325	16"/40	13"/325	13"/35 16"/40
Bar and chain type	.325" .050"	.325" .050"	.325" .050"	3/8" .050"
Chain type and driveline	95VP-56E 95VP-72E	95VP-66E	95VP-56E	91VG-50/56E
Sprocket nose bar	X	X	X	X
Primer pump	X			X
Decompression valve				
Easy Clean Air filter	X	X	X	X
Side chain tensioning	X	X		
Adjustable oil pump	X	X		
Weight without bar and chain, kg	4.36	4.36	4.36	4.4
Item no.	223818002/08	223716002/08	223614002/08	223516502/10 223513502/10

Garden Care

SILEX

SILEX GARDEN TRACTOR

SILEX 95 H	
Engine manufacturer	Honda
Engine type	GCV 160
Working width, cm	
Transmission	1F+1R
Adjustable handle	In height and reversible
Transport wheels	Pneumatic drive wheels
Weight with pack, kg	55
Item no.	219510032/10

SCARIFIER

SCARIFIER

VE 32	
Power source	Electric, 230 V
Output	1500 W
Working width, cm	32
Type of knives and material	Rotating, steel
Number of knives	12
Working depth	5 positions
Transporting position	X
Type of wheels	Plastic
Type of bearing	Plastic
Soundpower level, dB (A)	<87
Collector volume, litres	40
Weight, kg	20
Item no.	26-2525-12

GGP UK Limited
Unit 8 Bluewater Estate
Bell Close, Plympton
Plymouth, PL7 4JH
www.stigalawnmowers.co.uk

